

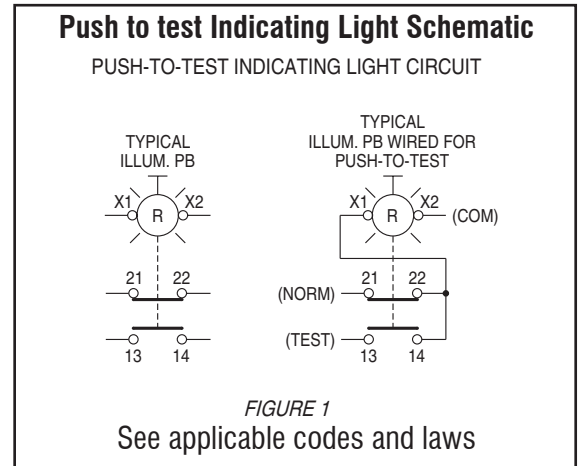


Standard Pushbuttons, Flush, Illuminated, Momentary (Complete Kits) ①

| Contact Block(s) ③④ | Plastic operator with plastic bezel | Metal operator with metal bezel |
|--|---|---|
| |  |  |
| | Momentary ②⑥ | Momentary ②⑥ |
| Catalog Number | Catalog Number | Catalog Number |
| Oper. Only | D7P-LF② | D7M-LF② |
| Incandescent Module (Bulb Included) | | |
| 1NO | D7P-LF②P⊕X10 | D7M-LF②P⊕X10 |
| 1NC | D7P-LF②P⊕X01 | D7M-LF②P⊕X01 |
| 2NO | D7P-LF②P⊕X20 | D7M-LF②P⊕X20 |
| 2NC | D7P-LF②P⊕X02 | D7M-LF②P⊕X02 |
| 1NO/1NC | D7P-LF②P⊕X11 | D7M-LF②P⊕X11 |
| Integral LED Module | | |
| 1NO | D7P-LF②P⊕X10 | D7M-LF②P⊕X10 |
| 1NC | D7P-LF②P⊕X01 | D7M-LF②P⊕X01 |
| 2NO | D7P-LF②P⊕X20 | D7M-LF②P⊕X20 |
| 2NC | D7P-LF②P⊕X02 | D7M-LF②P⊕X02 |
| 1NO/1NC | D7P-LF②P⊕X11 | D7M-LF②P⊕X11 |



Complete Kit Ordering Instructions

| D7P | LF | ★ | P | ♣ | X10 |
|---|--|---|---|--|--|
| Oper. Construction | Operator Type | Lens Color | Mounting Latch | Power Module | Contacts ③④ |
| D7P - Plastic operator with plastic bezel (Type 4/4X/13, IP66) | LF - Flush, momentary, illuminated | 0 - Amber 3 - Green 4 - Red 5 - Yellow 6 - Blue 7 - Clear 9 - No lens | P - Plastic latch (D7P and D7M offered with plastic latch as standard) | Incandescent module D0 - no bulb D1 - 6V, bulb D2 - 12V, bulb D3 - 24V, bulb D4 - 48V, bulb D5 - 120V, bulb | X10 - 1NO X01 - 1NC X20 - 2NO X02 - 2NC X11 - 1NO/1NC |
| D7M - Metal operator with metal bezel (Type 4/13, IP66) | See Footnote ② LG - Guarded operator, momentary, illuminated | Custom printed diffusers sold separately, see Note 5. | M - Metal latch | Integral LED module N3x, 24V AC/DC N5x, 120V AC N7x, 240V AC | |

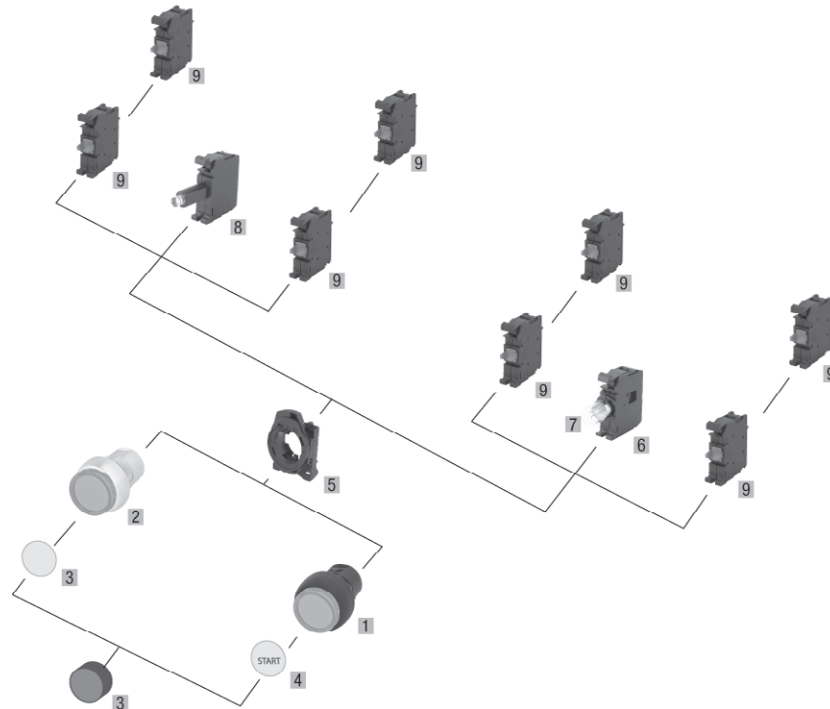
| LED Module Code Selection | |
|----------------------------------|---------------------|
| For lens color... | replace "x" with... |
| Green | G |
| Red | R |
| Amber Yellow Blue Clear | W |

➡ Positive Opening per EN60947-5-1 (applies to all NC contact block styles)

- ① Legend plates sold separately. See page H73 for information.
- ② For guarded operator, substitute "G" for "F" in catalog number. For example change D7P-LF② to D7P-LG②.
- ③ Up to 4 contact blocks can be attached.
- ④ See page H74 for complete kit ordering information on other special contact blocks and power modules.

- ⑤ One blank inscription diffuser included. For custom printed diffuser, order operator with applicable lens cap color plus custom printed diffuser on page H76, sold separately.

Standard Pushbuttons, Flush, Illuminated, Momentary (Components) ❶



| Component | | Catalog Number | Pkg. Qty. | |
|-----------|---|--|--|----|
| 01 | Illuminated plastic operator with plastic bezel, momentary, flush ❷ | D7P-LF9 | 1 | |
| 02 | Illuminated metal operator with shiny metal bezel, momentary, flush ❷ | D7M-LF9 | 1 | |
| 03 | Lens Cap (includes diffuser) | Amber Green Red Yellow Blue Clear | D7-ALF0 D7-ALF3 D7-ALF4 D7-ALF5 D7-ALF6 D7-ALF7 | 10 |
| 04 | Custom printed Inscription diffusers ❸❹ | AUTO CLOSE DOWN FAULT FAST FORWARD HAND HIGH LOW OFF ON OPEN REVERSE RUN SLOW START STOP UP | D7-AD2CE101 D7-AD2CE107 D7-AD2CE110 D7-AD2CE113 D7-AD2CE114 D7-AD2CE120 D7-AD2CE126 D7-AD2CE129 D7-AD2CE148 D7-AD2CE163 D7-AD2CE166 D7-AD2CE170 D7-AD2CE188 D7-AD2CE193 D7-AD2CE201 D7-AD2CE208 D7-AD2CE212 D7-AD2CE223 | 1 |

| Component | | Catalog Number | Pkg. Qty. | |
|-----------|---|--|--|----|
| 05 | Tool-less Mounting Latch (for snap-on contact blocks and power modules) | Plastic Latch Metal Latch | D7-ALP D7-ALM | 10 |
| 06 | Power Module, Incandescent | | D7-D0C | 10 |
| 07 | Lamps, Incandescent | 6V AC/DC 12V AC/DC 24V AC/DC 48V AC/DC 130V AC/DC | D7-N65 D7-N141 D7-N157 D7-N48 D7-N130 | 10 |
| 08 | Power Module, Integral LED ❺ | 24V AC/DC 120V AC 240V AC | D7-N3x D7-N5x D7-N7x | 10 |
| 09 | Contact blocks ❻ | NO NC NO, early make NC, late break NO, low voltage NC, low voltage | D7-X10 D7-X01 D7-X10E D7-X01L D7-X10V D7-X01V | 10 |

- ❶ Legend plates sold separately. See page H73 for order information.
- ❷ For guarded operator, substitute "G" for "F" in catalog number. For example change D7P-LF❷❶❷ to D7P-LG❷❶❷.
- ❸ Up to 4 contact blocks can be attached.
- ❹ See page H76 for other custom printed ISO and text options.
- ❺ To complete the catalog no., replace the "x" with one of the codes on the

previous page.