
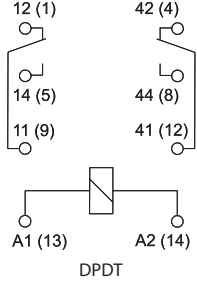

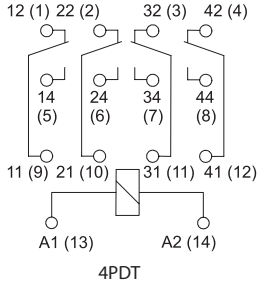



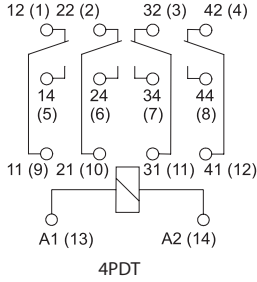
Plug-in Relays 2 Pole (Form C) - Miniature Blade Type ①

R2N Relay	Description	Position Indication	Diagram (pin side view)	Coil Voltage	Catalog Number	Price Each	Pkg Qty
	12A DPTDT 2 Pole (2 Form C) Single AgNi Contact  <b>Features:</b> Push-to-test/ Latching Lever as standard Built-in LED Bi-polar input for DC versions	Indicating Flag Electrical LED		6VDC	R2N-2012-23-1006-WTL	16.69	10
				12VDC	R2N-2012-23-1012-WTL	16.69	
				24VDC	R2N-2012-23-1024-WTL	16.69	
				48VDC	R2N-2012-23-1048-WTL	16.69	
				110VDC	R2N-2012-23-1110-WTL	17.71	
				6VAC	R2N-2012-23-5006-WTL	15.67	
				12VAC	R2N-2012-23-5012-WTL	15.67	
				24VAC	R2N-2012-23-5024-WTL	15.67	
				120VAC	R2N-2012-23-5120-WTL	18.40	
				240VAC	R2N-2012-23-5240-WTL	18.40	

Plug-in Relays 4 Pole (Form C) - Miniature Blade Type ①

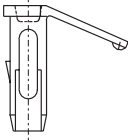
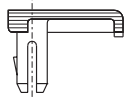
R4N Relay	Description	Position Indication	Diagram (pin side view)	Coil Voltage	Catalog Number	Price Each	Pkg Qty
	6A 4PDT 4 Pole (4 Form C) AgNi Contacts  <b>Features:</b> Push-to-test/ Latching Lever as standard Built-in LED Bi-polar input for DC versions	Indicating Flag Electrical LED		6VDC	R4N-2014-23-1006-WTL	17.71	10
				12VDC	R4N-2014-23-1012-WTL	17.71	
				24VDC	R4N-2014-23-1024-WTL	17.71	
				48VDC	R4N-2014-23-1048-WTL	17.71	
				110VDC	R4N-2014-23-1110-WTL	18.74	
				6VAC	R4N-2014-23-5006-WTL	16.69	
				12VAC	R4N-2014-23-5012-WTL	16.69	
				24VAC	R4N-2014-23-5024-WTL	16.69	
				120VAC	R4N-2014-23-5120-WTL	18.91	
				240VAC	R4N-2014-23-5240-WTL	19.42	

Plug-in Relays 4 Pole (Form C) - Miniature Blade Type, Low Level Applications ①

R4N Relay	Description	Position Indication	Diagram (pin side view)	Coil Voltage	Catalog Number	Price Each	Pkg Qty
	6A 4PDT 4 Pole (4 Form C) AgNi/Au Gold Plated Contacts 2mA 5V  <b>Features:</b> Push-to-test/ Latching Lever as standard Built-in LED Bi-polar input for DC versions	Indicating Flag Electrical LED		6VDC	R4N-2314-23-1006-WTL	20.10	10
				12VDC	R4N-2314-23-1012-WTL	20.10	
				24VDC	R4N-2314-23-1024-WTL	20.10	
				48VDC	R4N-2314-23-1048-WTL	20.10	
				110VDC	R4N-2314-23-1110-WTL	21.12	
				6VAC	R4N-2314-23-5006-WTL	18.40	
				12VAC	R4N-2314-23-5012-WTL	18.40	
				24VAC	R4N-2314-23-5024-WTL	18.40	
				120VAC	R4N-2314-23-5120-WTL	20.44	
				240VAC	R4N-2314-23-5240-WTL	21.12	

① The standard features of "Push-to-test/Latching" lever can be easily removed and plugged with an accessory plug or push-to-test only button. See installation guide and accessory plugs/push-to-test buttons on next page.


Accessories

Accessory	Description	Catalog Number	Price Each	Pkg Qty
	<p>P-Type button (push-to-test button) ❶ See application details below.</p> <p>For R15 Relays with AC Coils (orange button) For R15 Relays with DC Coils (green button)</p>	<p><b>PR15WTAC</b> <b>PR15WTDC</b></p>	<p><b>1.75</b> <b>1.19</b></p>	100
	<p>Relay hole plug. Plugs the hole when the T or P type inserts ❶ are removed. See installation details below.</p> <p>For R15 Relays with AC Coils (orange button) For R15 Relays with DC Coils (green button)</p>	<p><b>R15WTAC</b> <b>R15WTDC</b></p>	<p><b>1.75</b> <b>1.19</b></p>	100


Plug & P-type button (Push-to-test) for R15 Relays

The R15 relays are equipped with a one-piece “T” insert that functions either as Push-to-test button or Latching of the relay contacts as standard. The “T” insert can be easily removed and replaced with an accessory Plug for applications that can not include these additional standard features.

The accessory P-Type button (Push-to-test) is recommended for applications that only require manual contact closure for control circuit testing. By manually pressing the P-Type button, the relay contacts change state for as long as the P-Type button is pressed. Contacts return to the initial position as soon as pressure is released from the P-Type button. This operation can be done while the coil is de-energized. The standard “T” insert can be easily removed and replaced with a P-Type button as shown.




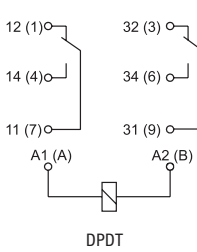
Remove the standard “T” plastic insert with a small screwdriver as shown




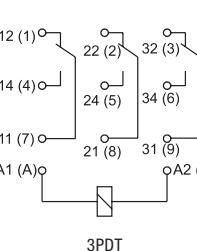
Insert the P-Type button or Plug as shown and snap down into place

❶ Minimum order quantity is one package of 100. Price each x 100 = total price.



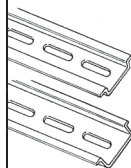
**Plug-in Relays 2 Pole (Form C) - Square Base Blade Type ❶**

RUC Relay	Description	Position Indication	Diagram (pin side view)	Coil Voltage	Obsolete	Catalog Number	Price Each	Pkg Qty
	15A DPDT 2 Pole (2 Form C) AgSnO <sub>2</sub> Contacts  <b>Features:</b> Built-in LED Bi-polar input for DC versions	Indicating Flag Electrical LED		6VDC	RUC-1012-26-1006-L	RUC-3012-26-1006-L	23.17	10
				12VDC	RUC-1012-26-1012-L	RUC-3012-26-1012-L	21.97	
				24VDC	RUC-1012-26-1024-L	RUC-3012-26-1024-L	21.97	
				48VDC	RUC-1012-26-1048-L	RUC-3012-26-1048-L	26.23	
				110VDC	RUC-1012-26-1110-L	RUC-3012-26-1110-L	25.21	
				6VAC	RUC-1012-26-5006-L	RUC-3012-26-5006-L	25.21	
				12VAC	RUC-1012-26-5012-L	RUC-3012-26-5012-L	25.21	
				24VAC	RUC-1012-26-5024-L	RUC-3012-26-5024-L	23.17	
				120VAC	RUC-1012-26-5120-L	RUC-3012-26-5120-L	23.17	
				240VAC	RUC-1012-26-5240-L	RUC-3012-26-5240-L	25.21	

**Plug-in Relays 3 Pole (Form C) - Square Base Blade Type ❶**

RUC Relay	Description	Position Indication	Diagram (pin side view)	Coil Voltage	Obsolete	Catalog Number	Price Each	Pkg Qty
	10A 3PDT 3 Pole (3 Form C) AgSnO <sub>2</sub> Contacts  <b>Features:</b> Built-in LED Bi-polar input for DC versions	Indicating Flag Electrical LED		6VDC	RUC-1013-26-1006-L	RUC-3013-26-1006-L	22.14	10
				12VDC	RUC-1013-26-1012-L	RUC-3013-26-1012-L	23.17	
				24VDC	RUC-1013-26-1024-L	RUC-3013-26-1024-L	23.17	
				48VDC	RUC-1013-26-1048-L	RUC-3013-26-1048-L	26.23	
				110VDC	RUC-1013-26-1110-L	RUC-3013-26-1110-L	26.23	
				6VAC	RUC-1013-26-5006-L	RUC-3013-26-5006-L	26.23	
				12VAC	RUC-1013-26-5012-L	RUC-3013-26-5012-L	24.02	
				24VAC	RUC-1013-26-5024-L	RUC-3013-26-5024-L	24.02	
				120VAC	RUC-1013-26-5120-L	RUC-3013-26-5120-L	24.02	
				240VAC	RUC-1013-26-5240-L	RUC-3013-26-5240-L	26.23	

**G**
*Relpol Control Relays*
**Accessories**

Accessory	Description	Catalog Number	Price Each	Pkg Qty
	Screw Terminal, Square Base Blade type Socket for RUC relays - Panel or DIN-rail mounting ❷ - 15A, 300VAC rating, UR, CSA	SB11	11.07	10
	Retainer clip for SB11 tube base relay sockets	MBA	1.02	25
	DIN-rail - 2 meter lengths (6' 6")  Top Hat, low profile Top Hat, high profile	3F 3AF	See Page N30	20 12

❶ Relays can be special ordered with No LED's, contact your Sprecher + Schuh representative.

❷ This product is sourced from a third party manufacturer, not Relpol.