
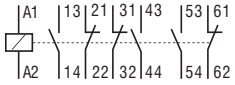
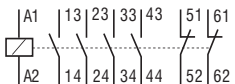
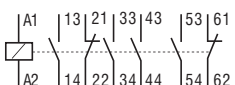
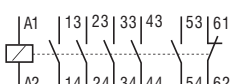
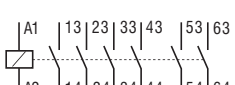


CS7 Complete Assemblies - 6 Pole, AC Control ①⑤

CS7 Relay	Contact Arrangement and Numbering	Contacts ①		AC Operation	
		NO	NC	Catalog Number	Price
 <p>CS7-33Y</p>		3	3	CS7-33Y-*	119.20
		4	2	CS7-42E-*	119.20
		4	2	CS7-42Y-*	119.20
		5	1	CS7-51E-*	119.20
		6	0	CS7-60E-*	119.20

G CS7 Control Relays

AC Coil Codes ④

AC Coil Code	Voltage Range	
	50 Hz	60 Hz
24Z	24V	24V
120	110V	120V
208	~	208V
220W	~	208V-240V
240	220V	240V
277	240V	277V
380	380V-400V	440V
480	440V	480V
600	550V	600V

Contact Ratings (Per UL508/NEMA A600, P600 & Q600)

Standard	Circuit Voltage	Make (Amps/VA)	Break (Amps/VA)	Continuous Amps
A600	120AC	60A/7200VA	6A/720VA	10
	240AC	30A/7200VA	3A/720VA	
	480AC	15A/7200VA	1.5A/720VA	
	600AC	12A/7200VA	1.2A/720VA	
P600	125DC ②	1.1A/138VA	1.1A/138VA	5
	250DC ②	0.55A/138VA	0.55A/138VA	
	301-600DC ②	0.2A/138VA	0.2A/138VA	
Q600	125DC ③	0.55A/69VA	0.55A/69VA	2.5
	250DC ③	0.27A/69VA	0.27A/69VA	
	301-600DC ③	0.1A/69VA	0.1A/69VA	

Other UL Ratings

Maximum Voltage

600 volts AC or DC

General Purpose Amps

CS7 25 A

Aux. (@40°C) 10 A

Aux. (@60°C) 6 A

Ordering Instructions

Specify Catalog Number	
Replace (*) with Coil Code	See Coil Codes on this page

① Side mounted and/or top auxiliaries may be field installed to increase the number of available poles, limitations apply. Refer to page G14 for ordering and restriction details. Please note that side mount auxiliary terminal markings may conflict with base relay and/or top mount auxiliary terminal markings.


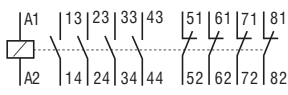
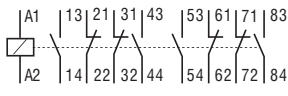
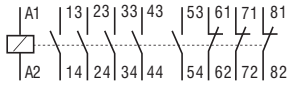
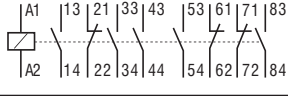
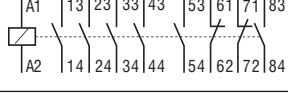
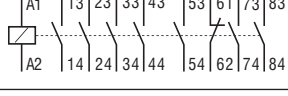
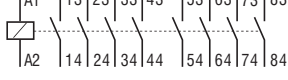
② DC rating for CS7 base control relay.

③ DC rating for CS7 auxiliary blocks.

④ Other voltages available, see page G12.

⑤ Positively-Guided/Mechanically-Linked Contacts per IEC 947-5-1 Annex L on 4 main poles and auxiliaries.

CS7 Complete Assemblies - 8 Pole, AC Control ①⑤

CS7 Relay	Contact Arrangement and Numbering	Contacts ①		AC Operation	
		NO	NC	Catalog Number	Price
 <p>CS7-44E</p>		4	4	CS7-44E-*	146.15
		4	4	CS7-44Y-*	146.15
		5	3	CS7-53E-*	146.15
		5	3	CS7-53Y-*	146.15
		6	2	CS7-62E-*	146.15
		7	1	CS7-71E-*	146.15
		8	0	CS7-80E-*	146.15

AC Coil Codes ④

AC Coil Code	Voltage Range	
	50 Hz	60 Hz
24Z	24V	24V
120	110V	120V
208	~	208V
220W	~	208V-240V
240	220V	240V
277	240V	277V
380	380V-400V	440V
480	440V	480V
600	550V	600V

Contact Ratings (Per UL508/NEMA A600, P600 & Q600)

Standard	Circuit Voltage	Make (Amps/VA)	Break (Amps/VA)	Continuous Amps
A600	120AC	60A/7200VA	6A/720VA	10
	240AC	30A/7200VA	3A/720VA	
	480AC	15A/7200VA	1.5A/720VA	
	600AC	12A/7200VA	1.2A/720VA	
P600	125DC ②	1.1A/138VA	1.1A/138VA	5
	250DC ②	0.55A/138VA	0.55A/138VA	
	301-600DC ②	0.2A/138VA	0.2A/138VA	
Q600	125DC ③	0.55A/69VA	0.55A/69VA	2.5
	250DC ③	0.27A/69VA	0.27A/69VA	
	301-600DC ③	0.1A/69VA	0.1A/69VA	

Other UL Ratings

Maximum Voltage
600 volts AC or DC

General Purpose Amps
CS7 25 A
Aux. (@40°C) 10 A
Aux. (@60°C) 6 A

Ordering Instructions

Specify Catalog Number	
Replace (*) with Coil Code	See Coil Codes on this page

- ① Side mounted and/or top auxiliaries may be field installed to increase the number of available poles, limitations apply. Refer to page G14 for ordering and restriction details. Please note that side mount auxiliary terminal markings may conflict with base relay and/or top mount auxiliary terminal markings.
- ② DC rating for CS7 base control relay.
- ③ DC rating for CS7 auxiliary blocks.
- ④ Other voltages available, see page G12.
- ⑤ Positively-Guided/Mechanically-Linked Contacts per IEC 947-5-1 Annex L on 4 main poles and auxiliaries.