



Direct Mount / Single & Three-phase Applications ①②③

Overload Relay	Directly Mounts to Contactor...	Adjustment Range (A)	Catalog Number
CEP7-1EE Manual Reset for 1Ø and 3Ø Applications - Trip Class 10, 20			
 <p>shown: CEP7-1EEAB</p>	CA7-9...CA7-23 CAN7-12, CAN7-16	0.1...0.5	CEP7-1EEAB
		0.2...1.0	CEP7-1EEBB
		1.0...5.0	CEP7-1EECB
		3.2...16	CEP7-1EEDB
		5.4...27	CEP7-1EEEB
	CA7-30...CA7-55 CAN7-37, CAN7-43	5.4...27	CEP7-1EEED
		11...55	CEP7-1EEFD
CA7-60...CA7-97 CAN7-85	20...100	CEP7-1EEGE	
CEP7-1EF Automatic or Manual Reset for 1Ø and 3Ø Applications - Trip Class 10, 15, 20, 30			
 <p>shown: CEP7-1EFAB</p>	CA7-9...CA7-23 CAN7-12, CAN7-16	0.1...0.5	CEP7-1EFAB
		0.2...1.0	CEP7-1EFBB
		1.0...5.0	CEP7-1EFCB
		3.2...16	CEP7-1EFCB
		5.4...27	CEP7-1EFEB
	CA7-30...CA7-55 CAN7-37, CAN7-43	5.4...27	CEP7-1EFED
		11...55	CEP7-1EFFD
CA7-60...CA7-97 CAN7-85	20...100	CEP7-1EFGE	

TIP!

Most industrial applications usually call for an overload relay that must be manually reset in the event of a trip. This allows the cause of the overload to be identified before the motor is restarted. An overload relay that resets automatically is generally for specialized, or remote applications, such as rooftop AC units where restarting the motor will not harm people or equipment.

B
3rd Gen CEP7 Overloads







Fig. 1

Pass-Thru Models / Single & Three-phase Applications ②③

Overload Relay	for use with... ①	Adjustment Range (A)	Catalog Number
CEP7-1EE Manual Reset for 1Ø and 3Ø Applications - Trip Class 10, 20			
 <p>shown: CEP7-1EECP</p>	All contactors	1.0...5.0	CEP7-1EECP
		3.2...16	CEP7-1EEDP
		5.4...27	CEP7-1EEEP
		11...55	CEP7-1EEFP
		20...100	CEP7-1EEGP
CEP7-1EF Automatic or Manual Reset for 1Ø and 3Ø Applications - Trip Class 10, 15, 20, 30			
 <p>shown: CEP7-1EFGP</p>	All contactors	1.0...5.0	CEP7-1EFCP
		3.2...16	CEP7-1EFCP
		5.4...27	CEP7-1EFEP
		11...55	CEP7-1EFFP
		20...100	CEP7-1EFGP
CEP7-1EF Automatic or Manual Reset for 1Ø and 3Ø Applications - Trip Class 10, 15, 20, 30			
 <p>shown: CEP7-1EFLZ</p>	All contactors and external current transformers	30...150	CEP7-1EFHZ
		40...200	CEP7-1EFJZ
		60...300	CEP7-1EFKZ
		80...400	CEP7-1EFWZ
		100...500	CEP7-1EFLZ
		120...600	CEP7-1EFMZ
160...800	CEP7-1EFNZ		

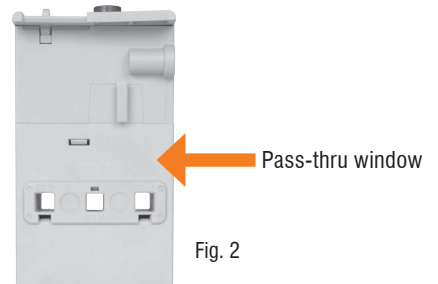


Fig. 2

Description

Fig. 1 - The Pass-Thru version of the CEP7 permits separate mounting of the overload relay.

Fig. 2 - Motor load side cables simply pass-thru a window in the overload relay body. The internal current transformers monitor the current flow.

Benefits

- No need for a panel mount adapter as required with direct-connect versions
- Eliminates 3 to 6 wire terminations
- Designed for use with CA8 or CA7 contactors
- Easily replaces outdated overload relays in existing starter assemblies
- Provides state-of-the-art accuracy and motor protection

① This reference is not intended to be a guide for selecting contactors. Size overload relays using the full load current of the motor.

② The reset time of a CEP7 set in the automatic mode is approximately 120 seconds.

③ CEP7 overload relays do not work with Variable Frequency Drives, DC Applications or Softstarters with braking options.