
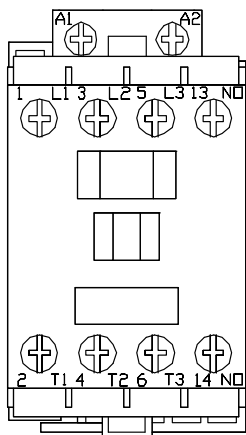


Technical Information – Auxiliary Contact Data

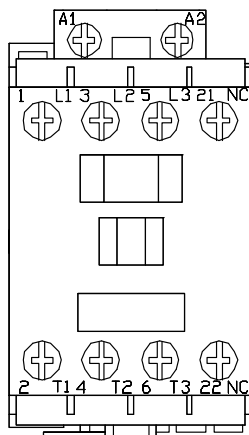
			Built-in Auxiliary Contacts in Contactor CA7-9... CA7-23	Front Mounted Auxiliary Contacts CA7-PV, CS7-PV, CZE/A7, CV7	Front Mounted Bifurcated Auxiliary Contacts	Side Mounted Auxiliary Contacts CA-PA, CM7
			A600, P600	A600, Q600		A600, Q600
Electrical Contact Ratings - NEMA			17V, 10 mA	17V, 5 mA	5V, 3 mA	17V, 10 mA
Contact Ratings - IEC AC-15 (solenoids, contactors) rated voltage IEC 60947-5-1		24V	10 A	6 A	3 A	6 A
		48V	10 A	6 A	3 A	6 A
		120V	10 A	6 A	3 A	6 A
		240V	10 A	5 A	3 A	5 A
		400V	6 A	3 A	2 A	3 A
		480V/500V	2.5 A	1.6 A	1.2 A	1.6 A
		600V	1 A	1 A	0.7 A	1 A
AC-12 (Control of resistive loads) IEC 60947-5-1	40 °C	I_{th}	20 A	10 A	10 A	10 A
		230V	8 kW			
		400V	14 kW			
		690V	24 kW			
60 °C	I_{th}	20 A	6 A	6 A	6 A	
	230V	8 kW				
	400V	14 kW				
	690V	24 kW				
DC-12 Switching DC Loads $t_r < 1$ ms, Resistive Loads IEC 60947-5-1		24V	12 A	12 A	6 A	6 A
		48V	9 A	9 A	3.2 A	3.2 A
		110V	3.5 A	3.5 A	0.45 A	0.45 A
		220V	0.55 A	0.55 A	0.18 A	0.18 A
		440V	0.2 A	0.2 A	0.1 A	0.1 A
DC-13 IEC 60947-5-1, Solenoids and contactors		24V	5 A	5 A	2.5 A	5 A
		48V	3 A	3 A	1.5 A	3 A
		110V	1.2 A	1.2 A	0.6 A	1.2 A
		220V	0.6 A	0.6 A	0.3 A	0.6 A
		440V	0.3 A	0.15 A	0.15 A	0.15 A

Terminal Marking Information for Built In Auxiliary Contacts

CA7-9...23-10 Typical



CA7-9...23-01 Typical



CA7-30...97 Typical

