


A

CA7 Contactors

Hydraulic Elevator Wye Delta, with AC Coils (Two Contactor Type ①)



CA7Y2-30 Wye-Delta contactor

Maximum Horsepower Three Phase				Auxiliary Contacts per Contactor		Open Type	Price
200V	230V	460V	575V	NO ④	NC ⑤	Catalog No.	
10 7.5	15 7.5	30 20	30 20	0 1	1 1	CA7Y2-30-02-*-LW CA7Y2-30-22-*-LW	550.39 592.88
15 7.5	20 10	40 20	40 25	0 1	1 1	CA7Y2-37-02-*-LW CA7Y2-37-22-*-LW	638.49 678.92
20 10	25 10	50 25	50 30	0 1	1 1	CA7Y2-43-02-*-LW CA7Y2-43-22-*-LW	691.35 731.78
25 10	30 15	60 30	60 40	0 1	1 1	CA7Y2-55-02-*-LW CA7Y2-55-22-*-LW	764.95 805.37
30 10	40 15	75 30	75 40	0 1	1 1	CA7Y2-60-02-*-LW CA7Y2-60-22-*-LW	912.13 951.52
40 15	50 20	100 40	100 50	0 1	1 1	CA7Y2-72-02-*-LW CA7Y2-72-22-*-LW	1032.36 1072.79
50 20	60 25	125 50	125 60	0 1	1 1	CA7Y2-85-02-*-LW CA7Y2-85-22-*-LW	1149.49 1191.99
50 25	60 30	125 60	125 75	0 1	1 1	CA7Y2-97-02-*-LW CA7Y2-97-22-*-LW	1389.96 1431.42

HP Selection

Industrial Application ⑥	UL/CSA Elevator Duty ⑥
--------------------------	------------------------

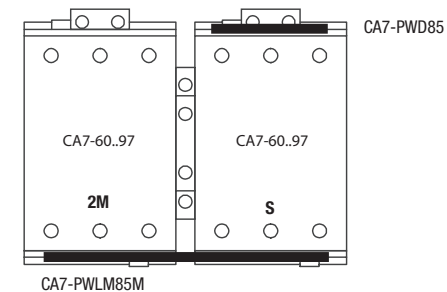
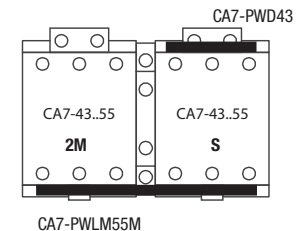
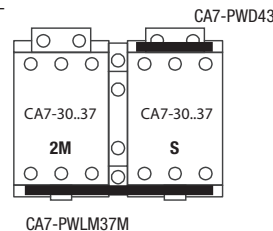
Larger sizes available. Contact your Sprecher + Schuh representative.

Includes:

- Line side coil terminations
- Mechanical and electrical Interlocks ②
- CA7Y2-60...97 include a back pan

Optional:

- Power Wiring available but not included (see page A55) ①⑦
- Elevator controllers often require additional auxiliary contacts. ③



Coil Codes ④

AC Coil Code	Voltage Range	
	50 Hz	60 Hz
24Z	24V	24V
120	110V	120V
208	~	208V
220W	~	208V - 240V
240	220V	240V
277	240V	277V
380	380V-400V	440V
480	440V	480V
600	550V	600V

① For -PW Option Add the following to List Price	
CA7Y2-30...37	25.91
CA7Y2-43...55	33.16
CA7Y2-60...97	46.64

Ordering Instructions

Specify Catalog Number	
Replace (*) with Coil Code	See Coil Codes on this page.

- ① For Contactors with power wiring change catalog number suffix "-LW" to "-PW". For example CA7Y2-30-22-*-LW becomes CA7Y2-30-22-*-PW. NOTE: CA7Y2-30...55-22-*-PW do not include a backpan.
- ② The NC auxiliary contacts are supplied as part of the mechanical interlock (Cat.# CM7-02) and are used to electrically interlock the contactors.
- ③ The NO auxiliary contacts supplied are side mounted. Top mount NO auxiliary contacts must be special ordered. Contact your Sprecher+Schuh representative.
- ④ Other voltages available, see page A56.
- ⑤ HP selection based on UL508 for Industrial Applications.
- ⑥ HP selection based on UL/CSA Elevator Duty Ratings.
- ⑦ See typical Wye-Delta Wiring Diagram on page C117.