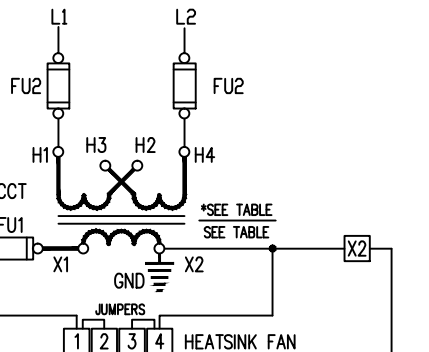


*SEE SPECIFIC ORDER FOR PRIMARY VOLTAGE

BXXXBTZ13JK TYPE XFMR		
PRIMARY CONNECTIONS		
VOLTAGE	LINE	JUMPER
220/230/240	H1 H4	H1 H3/H2 H4
440/460/480	H1 H4	H3 H2
SECONDARY CONNECTIONS		
110/115/120V	X1 X2	NA



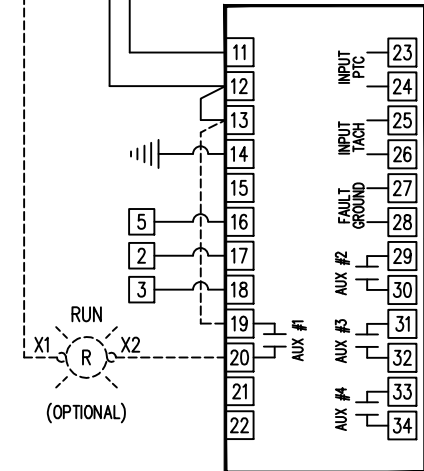
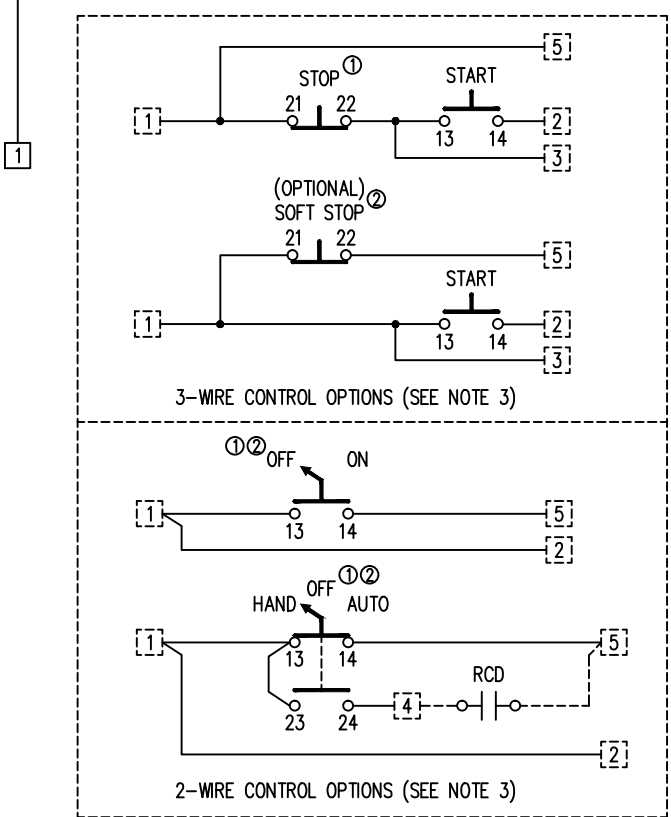
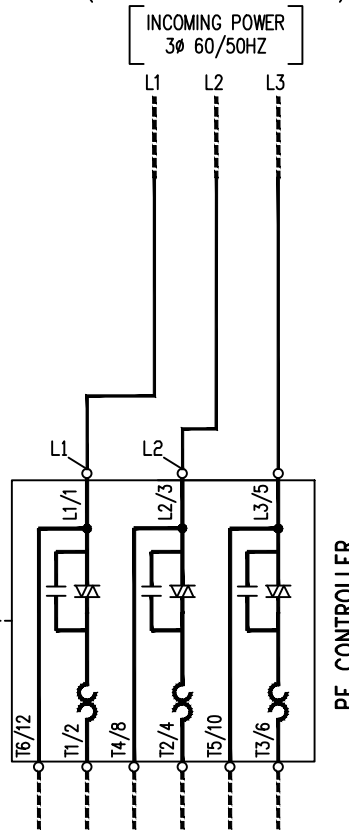
ATTENTION!

- HAZARDOUS VOLTAGES ARE PRESENT ON TERMINALS L1, L2, L3, T1, T2, T3, T4, T5, & T6.
- FAILURE OF SCR COMPONENTS CAN CAUSE A SINGLE PHASE CONDITION TO THE MOTOR. TO PREVENT INJURY OR EQUIPMENT DAMAGE IT IS RECOMMENDED TO USE AN ISOLATION CONTACTOR OR OTHER MEANS TO DISCONNECT LINE VOLTAGE AND PROVIDE GALVANIC ISOLATION OF THE MOTOR WHEN THE PF CONTROLLER IS NOT RUNNING.
- THE INTERNAL TEMPERATURE OF THE ENCLOSURE MUST BE KEPT WITHIN THE RANGE OF 0...50° C.
- TO CHANGE PARAMETERS, THE PF CONTROLLER MUST BE IN THE "STOP" MODE AND HAVE CONTROL VOLTAGE PRESENT.
- THE USER IS RESPONSIBLE FOR DETERMINING WHICH STOPPING MODE IS BEST SUITED TO THE APPLICATION.
- SOFT STOP, PUMP STOP OR A BRAKING OPTION IS NOT INTENDED TO BE USED AS AN EMERGENCY STOP.

NOTES:

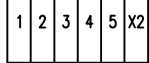
1. RCD; STANDS FOR REMOTE CONTROL DEVICE BY OTHERS, WHEN APPLICABLE.
2. SEE CATALOG NUMBER FOR PF TYPE & MODE OF OPERATION.
3. SEE CATALOG NO. FOR CONTROL OPTION(S).

CUSTOMER TO SUPPLY PROPER BRANCH CIRCUIT PROTECTION AS PER LOCAL CODES. (USE 75°C COPPER WIRE ONLY)

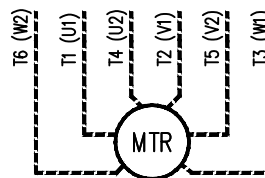


- ① INITIATES COAST TO STOP
- ② INITIATES SOFT STOP; FOR SOFT STOP FUNCTION SET STOP TIME, PARAMETER 33, TO THE SOFT STOPPING TIME. FACTORY DEFAULT IS 0-SEC.

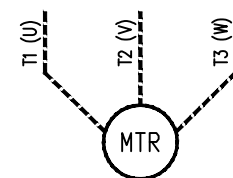
TERMINAL BLOCK LAYOUT



TIGHTENING TORQUE [5.6...6.8 lb-in]
COPPER ONLY



6-LEAD/3-PHASE WYE-DELTA MOTOR CONNECTION



3-LEAD/3-PHASE MOTOR CONNECTION

REV	CHANGE	DATE	BY
5	GENERAL REVISION	10-16-07	JR
4	REVISED NOTES	8-10-07	JR
3	REVISED TO UPDATE SCHEMATIC.	3-23-07	MB
2	GENERAL REVISION	9-19-06	MB

NOTICE
THIS DRAWING IS THE CONFIDENTIAL PROPERTY OF SPRECHER+SCHUH, INC. and, as such, is subject to recall at any time. The drawing may not be reproduced, used or disclosed for any purpose except as authorized by SPRECHER+SCHUH, INC.

DRAWN BY: MB
CHECKED BY: MB
APPROVED BY: -
DATE: 8-17-06

SERIES PFS - STANDARD OPTION
3φ SOLID STATE REDUCED VOLTAGE
5-480A, NON-COMBINATION
COMMON CONTROL OPTIONS

sprecher+ schuh HOUSTON, TEXAS

DWG. NO. SHEET 1 OF 1 SERIES
PF WS-601-0001 601